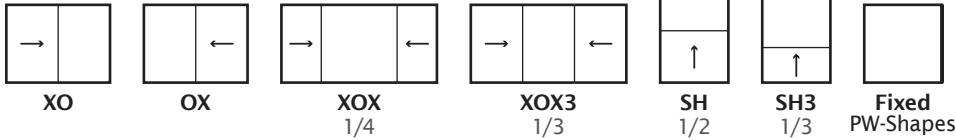


Viewed from the outside. Combos available.



The Clear Choice Is Crystal

Vista Vinyl Windows

Series 4000 // Replacement & New Construction Applications

SLIDERS, SINGLE HUNG & FIXED

QUALITY VINYL

15-point inspection program for assurance.

EFFICIENT DESIGN

Multichambered 3 1/4" frame provides strength, energy efficiency, and efficient water drainage.

INTEGRAL FINIS

Choose nail-on frame with nail fin and stucco key, retrofit frame with dual-wall flush fin or block frame with no fins (includes self-adhesive sloped sill adapter).

ENERGY-EFFICIENT GLASS

3/4" dual-pane unit with annealed glass and the high-performance Intercept® spacer system. Tempered glass available.

RELIABLE PERFORMANCE

Interlocking panels and weatherstripping guard against air and water infiltration.

DURABLE LOCKING

Auto lock latch will retract and engage automatically when closing window.

SIMPLE USABILITY

Sliders include adjustable dual-brass rollers with stainless steel axles and a vent stop latch. Stable block and tackle balance system on single hung.

BETTER SCREENS

Standard screen with integral corner pulls for easy removal.

WARNING: Screens and vent stop latch are not fall prevention devices. Please take proper precautions.

PERFORMANCE SUMMARY

PG: 25, 30
 U-FACTOR: LE3/Ar (SS-SS) 0.30, 0.27
 SHGC: LE3/Ar (SS-SS) 0.22, 0.25
 U-FACTOR: LE3/Ar (DS-DS) 0.30, 0.26
 SHGC: LE3/Ar (DS-DS) 0.22, 0.25

CHOOSE WHITE OR CLAY

White standard. CrystalCoat™ exterior colors available.

INCREASE ENERGY EFFICIENCY

LowE3 performance glass with Argon gas available.

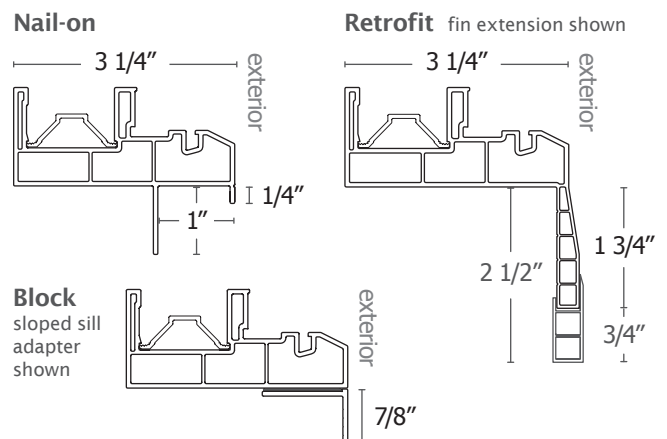
ENHANCE BEAUTY & STYLE

Colonial, Marginal, Queen Anne and Valance grid patterns available with 5/8" flat or 1" sculptured grid.

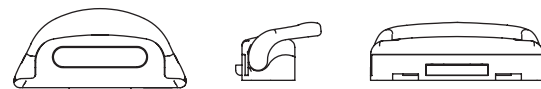
ADD PRIVACY & BEAUTY

Patterned and tinted specialty glass available.

FRAME CROSS SECTION



AUTO LOCK PROFILE (top, side & back view)



LowE3 / Argon
for Title 24