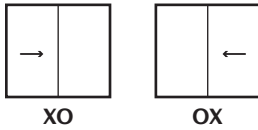


Viewed from exterior.



Sliding French Doors

High-End, Wide Sash Patio Door System

2-PANEL VINYL SLIDING GLASS DOOR

PERFORMANCE SUMMARY

PG: 30

U-FACTOR: LE3/Ar (DS-DS) 0.31

SHGC: LE3/Ar (DS-DS) 0.19

HIGH-QUALITY VINYL

For durability and longevity.

EFFICIENT DESIGN

Multichambered mechanically fastened frame and welded sashes with reinforcement provide strength and energy efficiency. Frame depth: 5.625 in. Sash width 4.5 in.

ENERGY-EFFICIENT GLASS

Insulated glass unit (dual-pane) with a high-performance stainless steel spacer system. IG unit overall thickness: 1 in.

RELIABLE PERFORMANCE

Triple-layer weatherstripping guards against air and water infiltration.

SIMPLE USABILITY

Including easy sliding and dual-point locking. Adjustable aluminum screen door included.

ADJUSTABLE ROLLERS

End-adjustable dual steel rollers on an anodized-aluminum monorail track.

DURABLE LOCKING

Dual-point lock and keeper engagement with "mushroom" heads. Kick lock included. Keylock or keylock alike available.

WARNING: Screens are not fall prevention devices. Please take proper precautions.



WARNING: Cancer and Reproductive Harm - www.P65Warnings.ca.gov.

CHOOSE AN EXTERIOR COLOR

CrystalCoat[™] exterior colors available on white.

UPGRADE HARDWARE

Keylock or keylock alike available. Stainless steel dual-point lock set and end-adjustable dual rollers also available.


ENHANCE BEAUTY & STYLE

Colonial, Marginal, Queen Anne and Valance grid patterns available with flat or sculptured grid. Flat width: 0.625 in. Sculptured width: 1 in.

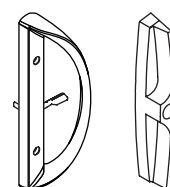
SELECT A REPLACEMENT APPLICATION

Choose 1.75 or 2.25 inch three-sided retro fin attachment (z-bar) or block frame with no fin. Fourth z-bar not available.

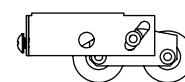
FRAME & SASH CROSS SECTION



HANDLE PROFILE



ROLLER PROFILE



LowE3 / Argon
for Title 24

crystalpacificwindow.com/download

REF-SFD-042919 © CRYSTAL WINDOW & DOOR SYSTEMS

For informational purposes only. Subject to change without notice.