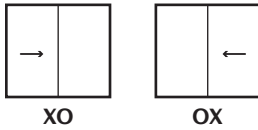


Viewed from exterior.



# Sliding French Doors

High-End, Wide Sash Patio Door System

## 2-PANEL VINYL SLIDING GLASS DOOR

### HIGH-QUALITY VINYL

For durability and longevity.

### EFFICIENT DESIGN

Multichambered 5-5/8" mechanically fastened frame and 4-1/2" wide reinforced and welded sashes provide strength and energy efficiency.

### ENERGY-EFFICIENT GLASS

1" tempered dual-pane unit with the high-performance Intercept® stainless steel spacer system.

### RELIABLE PERFORMANCE

Triple-layer weatherstripping guards against air and water infiltration.


### DURABLE LOCKING

Dual-point lock and keeper engagement with "mushroom" heads. Kick lock included.

### SIMPLE USABILITY

Includes end-adjustable dual steel rollers on an anodized-aluminum monorail track and an adjustable aluminum screen door.

WARNING: Screens are not fall prevention devices. Please take proper precautions.

 **WARNING:** Cancer and Reproductive Harm - [www.P65Warnings.ca.gov](http://www.P65Warnings.ca.gov).



LowE3 / Argon  
 for Title 24

[crystalpacificwindow.com/download](http://crystalpacificwindow.com/download)

REF-SFD-082718 © CRYSTAL WINDOW & DOOR SYSTEMS

For informational purposes only. Subject to change without notice.

### PERFORMANCE SUMMARY

PG: 30

U-FACTOR: LE3/Ar (DS-DS) 0.30

SHGC: LE3/Ar (DS-DS) 0.19

### REPLACEMENT APPLICATIONS

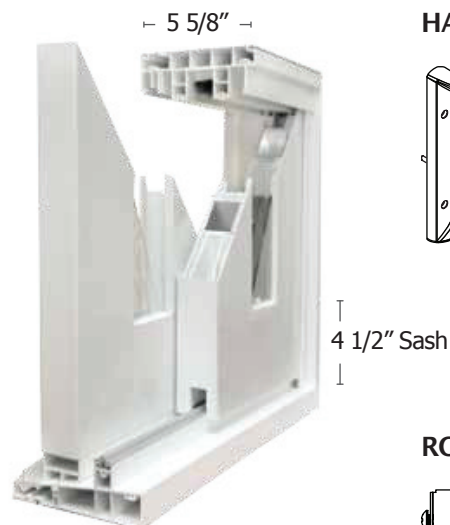
Choose 1-3/4" or 2-1/4" retro fin attachment on 3-sides or no fin.

### ENHANCE BEAUTY & STYLE

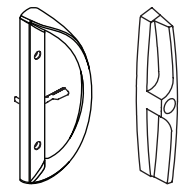
Colonial, Marginal, Queen Anne and Valance grid patterns available with 5/8" flat or 1" sculptured grid.

### FRAME & SASH CROSS SECTION

Block



### HANDLE PROFILE



### ROLLER PROFILE

