

Magnus

Crystal California, Series 2150

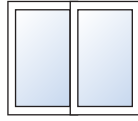
Sliding Doors

Light Commercial & Residential

Frame Depth: 4 9/16" | Overall Glass: Up to 1 1/4"

Types & Styles

Outside View



2PD 2-Panel*

XO, OX



3PD 3-Panel

XOO, OOX



3PD 3-Panel

OXOL, OXOR



4PD 4-Panel

OXXOL, OXXOR

X = Vent Panel
O = Fixed Panel

*Transom available.

Size Limitations

SGD	MIN	MAX
2PD	TBD	TBD
3PD	TBD	TBD
4PD	TBD	TBD

Performance Summary

STRUCTURAL Up to LC-PG45 (Up to DP50)
ENERGY Down to U-Value 0.20*
ACOUSTIC Up to STC 40

*Based on simulation.

Features

HIGH-QUALITY VINYL

Cadmium and lead-free PVC frame material, core.

DURABLE MULTICHAMBERED FRAME

For strength, energy performance, and efficient water drainage. Accommodates reinforcement for structural performance.

HIGH-PERFORMANCE GLASS

Increases energy efficiency and acoustical properties.

SIMPLE USABILITY

Durable locking, sturdy handle, and easy sliding with dual steel rollers.

BETTER SCREENS

Quality aluminum screen doors included.

Options

ENHANCE ANY COLOR SCHEME

Beige and clay vinyl and decorative finishes available.

INCREASE ENERGY EFFICIENCY

LowE3 performance glass with Argon gas is available.

IMPROVE ACOUSTICAL PROPERTIES

Dissimilar glass units and laminated glass are available.

USEFUL ACCESSORIES

Frame accessory groove accepts a variety of accessories.

DIVIDE LITES WITH STYLE

Between-the-glass aluminum grids, 5/8" flat or 1" sculptured.

ADD PRIVACY & BEAUTY

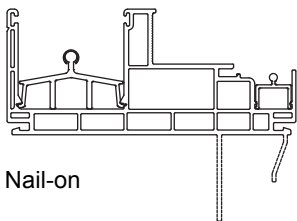
Semi-opaque patterned and tinted specialty glass available.

Frame Cross Sections

NAIL-ON Nail fin available with or without J-channel.


RETROFIT Flush fin available.

BLOCK No fin.



Nail-on

Sill and monorail track shown



Block

Sill shown, threshold height 2 inches

Screens are not fall prevention devices.

Subject to change without notice.
Check all applicable local codes.

WARNING: Cancer and Reproductive Harm - www.P65Warnings.ca.gov.

crystalpacificwindow.com/download
REF-MG2150-042321 © CRYSTAL WINDOW & DOOR SYSTEMS