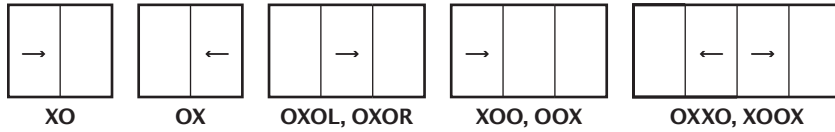


Viewed from the outside.



The Clear Choice Is Crystal

# Buena Vista Vinyl Sliding Doors

Series 9000 | Replacement & New Construction Applications

## 2-3-4-PANEL PATIO DOORS

### QUALITY VINYL EXTRUSIONS

15-point quality vinyl extrusions assurance program.

### MULTICHAMBERED FRAME DESIGN

Provides strength, energy efficiency and efficient water drainage.

### 5 1/4" NAIL-ON, BLOCK & RETROFIT FRAMES

Nail-on with integral nail fin and stucco key. Block with no fin. Retrofit with integral dual-wall flush fin (available on sill for complete coverage).

### 1" ENERGY-EFFICIENT INSULATED GLASS UNIT

Includes annealed glass and high-performance Intercept® spacer system. Tempered glass available.

### REINFORCED INTERLOCKING SASHES

Combined with weatherstripping to guard against air and water infiltration.

### DUAL-POINT LOCK

Durable lock and keeper engagement with sleek interior handle. Key lock and stainless steel dual-point lock set available.

### DURABILITY & EASY OPERATION

End-adjustable dual rollers glide on a stainless steel track cover. Stainless steel rollers available.

### STURDY, ADJUSTABLE SCREEN DOOR

Heavy-duty extruded aluminum with fiberglass mesh. CrystalView improved-visibility screen available.

WARNING: Screens are not fall prevention devices. Please take proper precautions.

### CHOOSE WHITE OR CLAY

White standard. CrystalCoat exterior colors available.

### INCREASE ENERGY EFFICIENCY

Insulated glass units available with LowE3/Argon or LowE2 performance glass.

### IMPROVE ACOUSTICAL PROPERTIES

1/8-3/16" dissimilar glass available with STC 32 rating.

### ENHANCE BEAUTY & STYLE

Colonial, Marginal, Queen Anne and Valance grid patterns available with flat or sculptured grid.

### ADD PRIVACY & BEAUTY

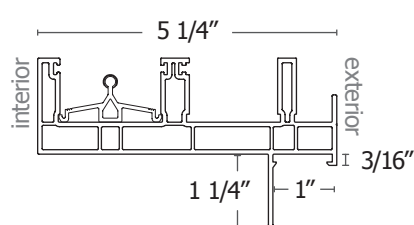
Specialty glass available (e.g., obscure, glue chip, rain).

### PERFORMANCE SUMMARY

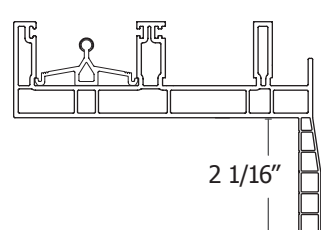
Class-PG: 2PD (96 x 96) LC-25, 2PD R-20  
 U-FACTOR: LE3/Ar (DS-DS) 2PD 0.29  
 SHGC: LE3/Ar (DS-DS) 2PD 0.22  
 U-FACTOR: LE3/Ar (3/16-3/16) 2PD 0.29  
 SHGC: LE3/Ar (3/16-3/16) 2PD 0.22  
 STC: Tempered (DS-3/16) 2PD 32  
 STC: Tempered (3/16-1/4) 2PD 34

### FRAME CROSS SECTION

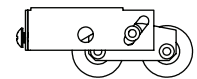
Nail-on



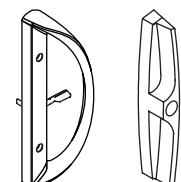
Retrofit



### ROLLER PROFILE



### HANDLE PROFILE



LowE3 / Argon  
for Title 24



AVAILABLE @  
CRYSTALPACIFICWINDOW  
.COM/DOWNLOAD

REFBV010617  
© 2017 CRYSTAL WINDOW  
& DOOR SYSTEMS