


# Valencia Swing Door Hinge Adjustment





## Lateral Adjustment

**+/- 4mm**  
**4mm Allen Key**

*Note: Lateral and height adjustment can be made simultaneously.*

Slacken off both M5 Cap Head Screws **on all hinges** (and ensure they are retightened after adjustment). The door can now be moved one way or the other about the nominal position.



## Height Adjustment

**+/- 4mm**  
**4mm Allen Key**

*Note: Lateral and height adjustment can be made simultaneously.*

Slacken off both M5 Cap Head Screws **on all hinges** (and ensure they are retightened after adjustment). The door can now be moved up or down about the nominal position.



## Compression Adjustment

**+ 2mm**  
**3mm Allen Key**

*Note: Both Grub Screws must be rotated by an equal amount to ensure even adjustment.*

Open the door to expose the Compression Adjustment Grub Screws. Rotate the Grub Screws counterclockwise to increase compression.