

<input type="checkbox"/> Quote
<input type="checkbox"/> Order**

DATE: _____ PAGE _____ OF _____

PO: _____

NOTE: JOBSITE DELIVERY NOT AVAILABLE.

ACCT# _____ POC: _____

NAME: _____ EMAIL: _____

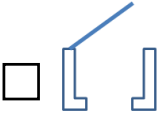
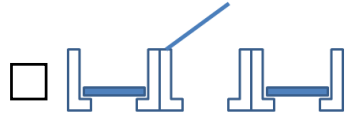
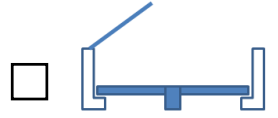
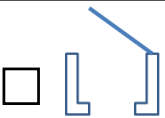
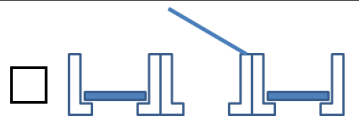
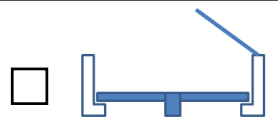
ADDR: _____ PH: _____ FX: _____

Fiberglass Front Entry Doors

MODEL # _____

QTY: _____

JAMB: 4 9/16" 5 1/4"

	SINGLE DOOR	SINGLE DOOR + SIDELITES	DOUBLE DOOR
LEFT	INSIDE OUTSIDE  Single LEFT	 Single LEFT + Fixed Sidelites	 Double LEFT
RIGHT	INSIDE OUTSIDE  Single RIGHT	 Single RIGHT + Fixed Sidelites	 Double RIGHT
NET SIZE	<input type="checkbox"/> 37 1/4" x 81" <input type="checkbox"/> 12" x 18" Corner Sample*	<input type="checkbox"/> 63 1/2" x 81"	<input type="checkbox"/> 73 1/2" x 81" <input type="checkbox"/> 61 1/2" x 81" **

*Includes hinges, shoe and sill.

Sidelites not available with double doors.

**Models FM280D, FM800A and FM285B only.

FINISH: Dark Walnut Mahogany Med. Walnut White

See brochure/website for available finishes.

HINGES: Dark Bronze Zinc (Silver) Caming, shoe and sill made to match.

CASING: 3068 5068 6068 Nominal sizing. Interior trim 2 7/8".

BRK MLD: 3068 5068 6068 Nominal sizing. Exterior trim 2".

NOTES	

We appreciate your business.
Thank you!

Quote valid 30 days from date hereof.
All orders must be signed by customer.
All orders are final and non-refundable.

SIGNATURE	** X _____ DATE: _____
	PRINT NAME: _____

Crystal Window & Door Systems
1850 Atlanta Ave
Riverside, CA 92507
Ph 951-779-9300 Fx 951-779-6300



